

**MODEL:** SJ-3503-SMT | **DESCRIPTION:** MID MOUNT AUDIO JACK

**FEATURES**

- mid mount for low profile applications
- shielded
- two internal switches, tip and ring



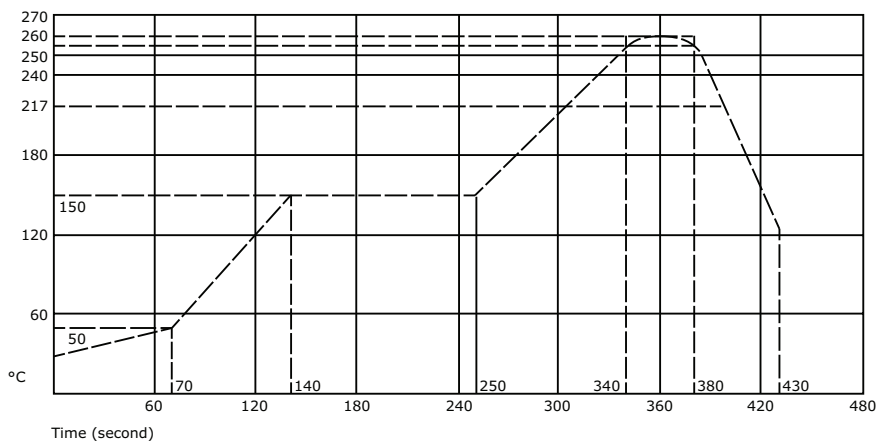
**SPECIFICATIONS**

parameter	conditions/description	min	typ	max	units
rated input voltage			12		Vdc
rated input current				1	A
contact resistance <sup>1</sup>	between terminal and mating plug between terminal in a closed circuit			50 30	mΩ mΩ
insulation resistance	at 500 Vdc	100			MΩ
voltage withstand	at 50/60Hz for 1 minute			500	Vac
insertion/withdrawal force		0.3		3	kg
terminal strength	any direction for 10 seconds			500	g
operating temperature		-25		85	°C
life			5,000		cycles
flammability rating	UL94V-0				
RoHS	2011/65/EU				

Notes: 1. When measured at a current of less than 100 mA / 1 kHz  
2. Add suffix "-TR" to the model number for tape and reel packaging.

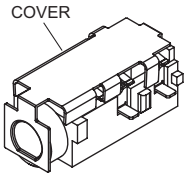
**SOLDERABILITY**

parameter	conditions/description	min	typ	max	units
reflow soldering	see reflow profile	255	260	265	°C

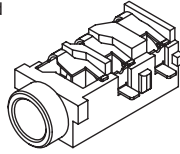


## MECHANICAL DRAWING

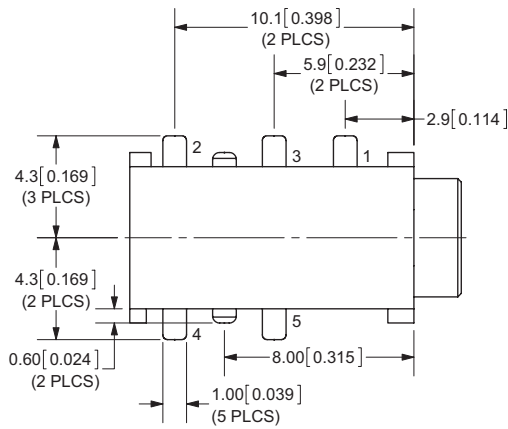
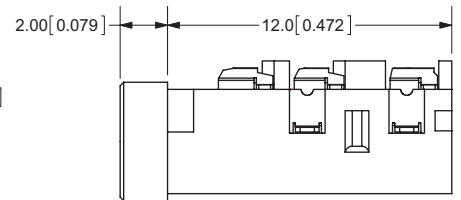
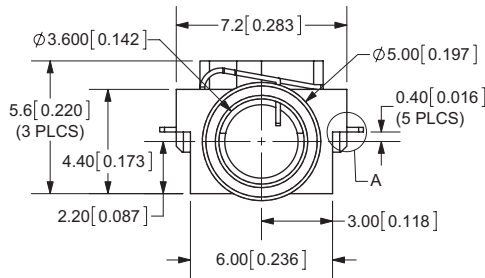
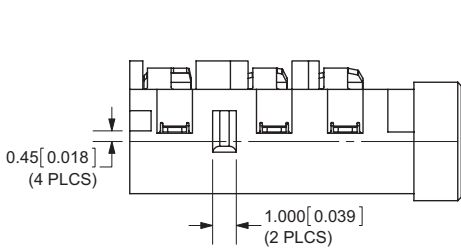
units: mm[inches]  
 tolerance: X.X ±0.2mm  
 X.XX ±0.1mm  
 X.XXX ±0.05mm



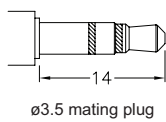
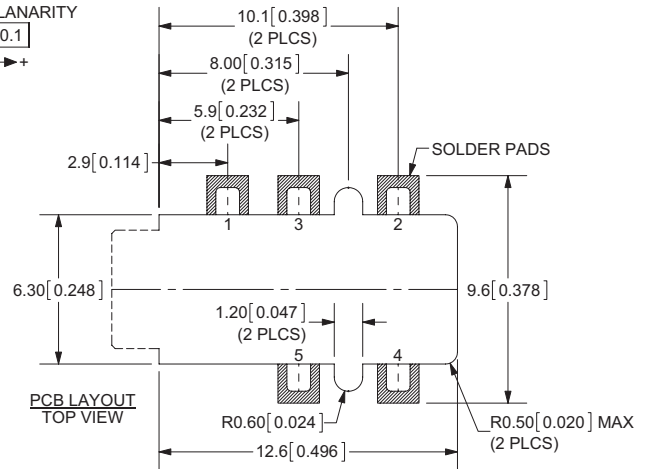
Protective cover to be removed and should be considered scrap after connector is soldered to PCB.



	MATERIAL	PLATING
terminal 1	copper alloy	gold flash
terminal 2	copper alloy	gold flash
terminal 3	copper alloy	gold flash
terminal 4	copper alloy	gold flash
terminal 5	copper alloy	gold flash
shield	stainless steel	
plastic	PA6T	



COPLANARITY  
 0.1



Model No.	SJ-3503-SMT
Schematic	
PIN	
1	sleeve
2	tip
3	ring
4	tip switch
5	ring switch

## REVISION HISTORY

---

rev.	description	date
1.0	initial release	06/27/2011
1.01	added TR package option	11/28/2012
1.02	updated spec	10/08/2014

The revision history provided is for informational purposes only and is believed to be accurate.



**Headquarters**  
20050 SW 112th Ave.  
Tualatin, OR 97062  
**800.275.4899**

Fax 503.612.2383  
**cui.com**  
techsupport@cui.com

CUI offers a one (1) year limited warranty. Complete warranty information is listed on our website.

CUI reserves the right to make changes to the product at any time without notice. Information provided by CUI is believed to be accurate and reliable. However, no responsibility is assumed by CUI for its use, nor for any infringements of patents or other rights of third parties which may result from its use.

CUI products are not authorized or warranted for use as critical components in equipment that requires an extremely high level of reliability. A critical component is any component of a life support device or system whose failure to perform can be reasonably expected to cause the failure of the life support device or system, or to affect its safety or effectiveness.